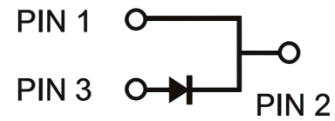


Ultrafast Recovery Rectifiers

Parameter	Value	Unit
V_{RRM}	400	V
$I_{F(AV)}$	8	A




Features

- Low forward voltage drop
- High current capability
- High reliability
- High surge current capability

Applications

- Typical applications are in switching power supplies, converters, freewheeling diodes, and reverse battery protection.



Absolute Maximum Ratings (Ta=25°C, unless otherwise noted)

Parameter	Symbol	Value	Unit
Maximum Repetitive Peak Reverse Voltage	V_{RRM}	400	V
Working Peak Reverse Voltage	V_{RWM}	400	V
Maximum DC Blocking Voltage	V_{DC}	400	V
Maximum Average Forward Rectified Current	$I_{F(AV)}$	8	A
Peak Forward Surge Current, 8.3 ms Single Half Sine-wave Superimposed on Rated Load (JEDEC method)	I_{FSM}	120	A
Operating Temperature Range	T_J	-40 to +150	°C
Storage Temperature Range	T_{STG}	-40 to +150	°C
Typical Thermal Resistance (Note1)	$R_{\theta JC}$	2	°C/W
TO-220AC		4	
TO-220FAC			

Note1: Thermal resistance from Junction to case per leg mounted on heat sink.

Electrical Characteristics unless otherwise specified

Parameter		Symbol	Value		Unit
Forward Voltage Drop(Note2)		V_F	Typ.	Max.	V
at $I_F=8A$	$T_A=25^\circ C$		1.2	1.59	
	$T_A=125^\circ C$		1.1	-	
Maximum Reverse Current at $V_R=400V$	$T_A=25^\circ C$	I_R	0.1	1	μA
	$T_A=125^\circ C$		10	-	μA
Maximum Reverse Recovery Time at $I_F=0.5A, I_R=1A$		T_{rr}	-	35	ns

Note2:Pulse test: 300 μs pulse width, 1% duty cycle

Typical Characteristics

FIG.1 MAXIMUM FORWARD CURRENT DERATING CURVE

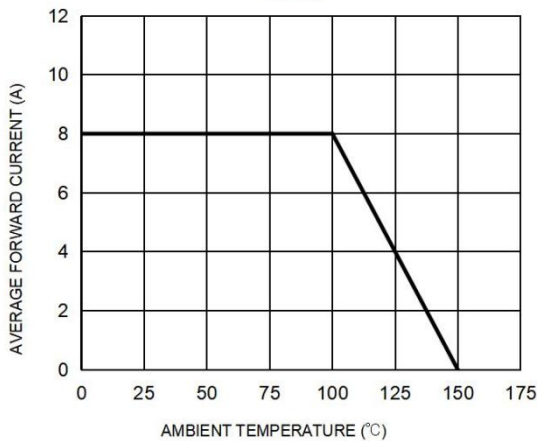


FIG. 2 MAXIMUM NON-REPETITIVE FORWARD SURGE CURRENT PER LEG

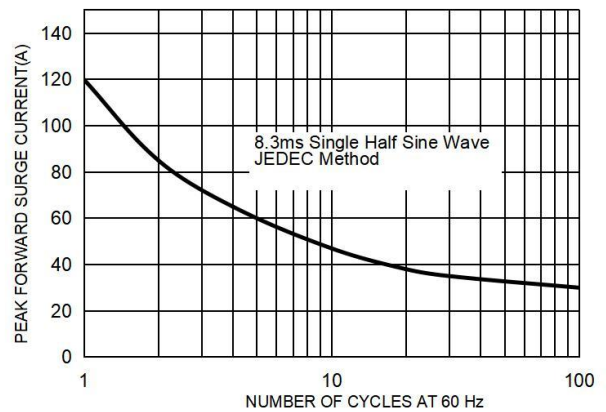


FIG. 3 TYPICAL FORWARD CHARACTERISTICS PER LEG

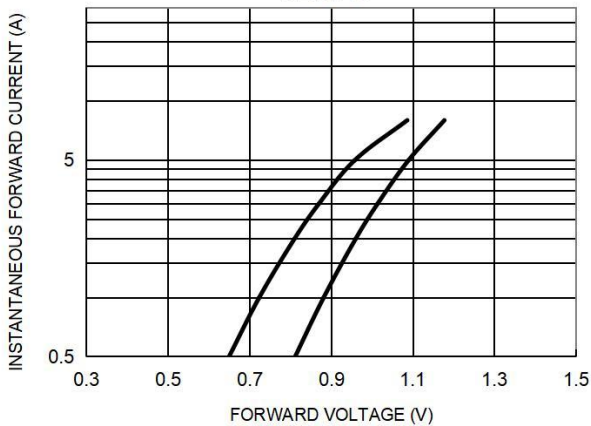
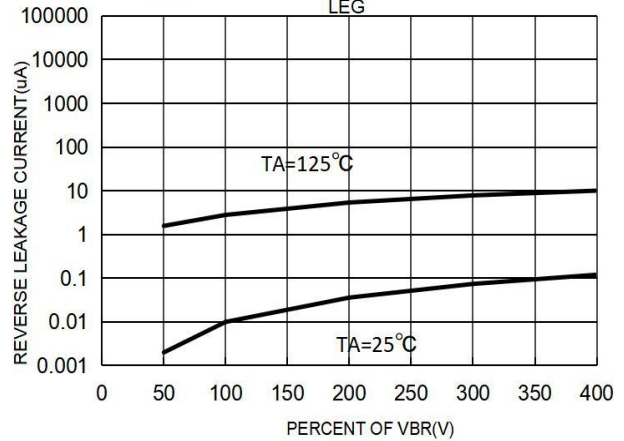
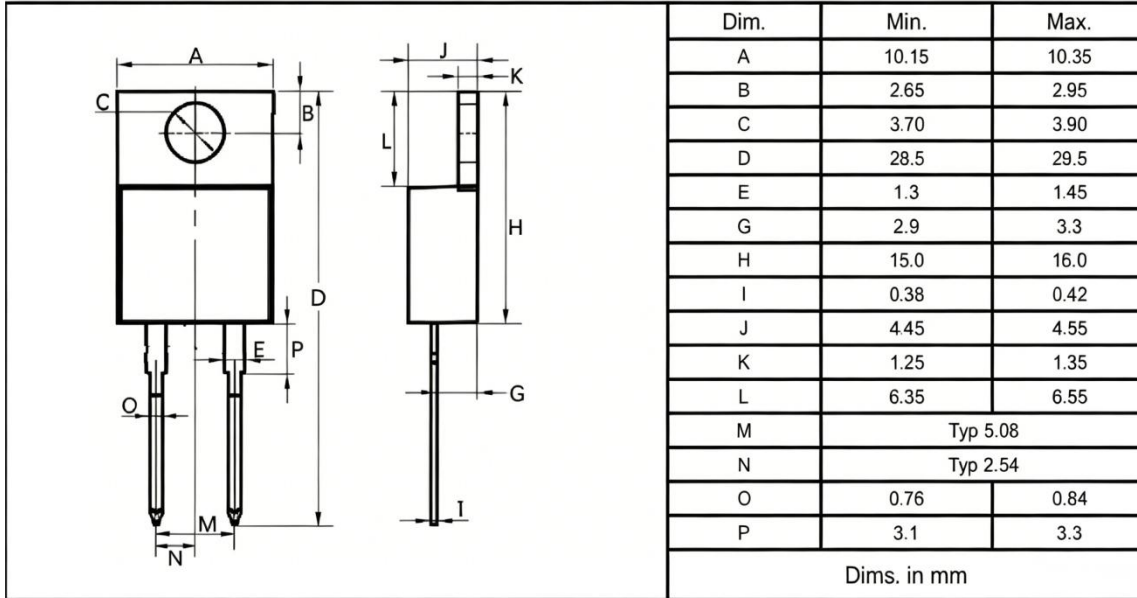


FIG. 4 TYPICAL REVERSE CHARACTERISTICS PER LEG

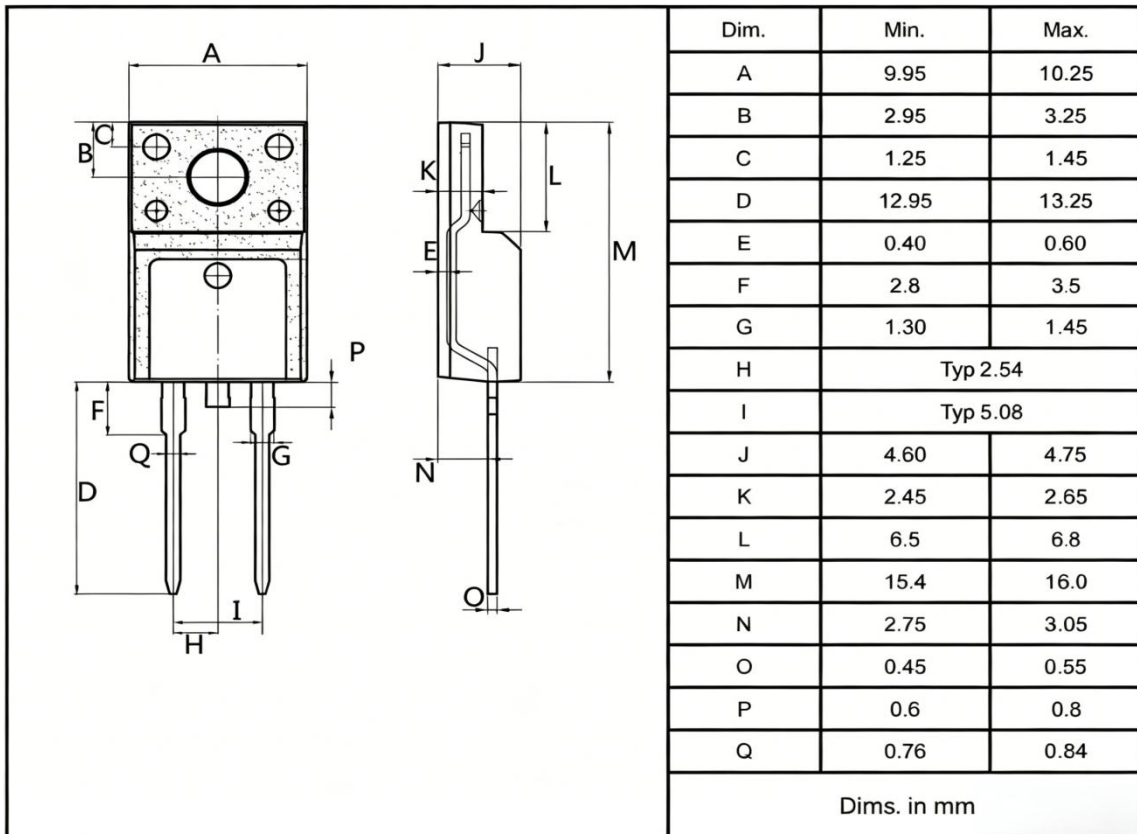


Package Outlines

TO-220AC



TO-220FAC



***Important Usage Information and Disclaimer**

The specifications of Zhuhai Hypersemi Co., Ltd. products are not guarantees of product characteristics. They reflect typical performance expected in standard applications, which may vary with specific uses. Users must conduct prior testing for their applications and make necessary adjustments.

Users are responsible for the safety of applications utilizing our products and must implement adequate safety measures to prevent physical injury, fire, or other risks in case of product failure. It is the user's duty to ensure that application designs comply with all applicable laws and standards. Our products must not be used in any applications where a product failure could reasonably result in personal injury, unless specifically authorized in a signed document by Zhuhai Hypersemi Co., Ltd.

No representations or warranties are made regarding the accuracy or completeness of this information, including any claims of non-infringement of third-party intellectual property rights. Zhuhai Hypersemi Co., Ltd. assumes no liability for any applications or uses of its products and does not grant any licenses to its intellectual property rights or those of others. We also make no claims regarding non-infringement of third-party intellectual property rights that may arise from applications.

Due to technical requirements, our products may contain hazardous substances. For details, please contact your nearest sales office. This document replaces all previous information and may be updated. We reserve the right to make changes.