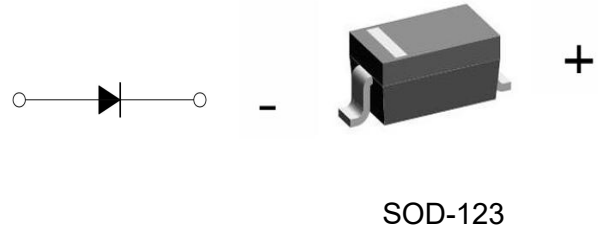


Schottky Barrier Diode

Parameter	Value	Unit
V_R	100	V
$I_{F(AV)}$	150	mA



Features

- High breakdown voltage
- Low turn-on voltage
- Guard ring construction for transient protection

Absolute Maximum Ratings (Ta=25°C unless otherwise noted)

Parameter	Symbol	Value	Unit
Maximum repetitive peak reverse voltage	V_{RRM}	100	V
Maximum RMS voltage	V_{RMS}	70	V
Maximum DC blocking voltage	V_{DC}	100	V
Maximum Average Forward Rectified Current	$I_{F(AV)}$	150	mA
Repetitive peak forward current	I_{FRM}	350	mA
Non-repetitive Peak Forward Surge Current @t=8.3ms Half-sine wave	I_{FSM}	750	mA
Power Dissipation	P_D	500	mW
Junction temperature	T_J	125	°C
Storage temperature range	T_{STG}	-55-+150	°C
Typical thermal resistance	$R_{\theta J-A}$	200	°C /W

Electrical Characteristics (Ta=25°C unless otherwise noted)

Parameter	Symbol	Test Conditions	Min	Type	Max	Unit
Maximum forward voltage	V_F	$I_F=0.1mA$	-	-	250	mV
		$I_F=10mA$	-	-	450	
		$I_F=250mA$	-	-	1000	
Maximum reverse current	I_R	$V_R=1.5V$	-	-	0.3	uA
		$V_R=10V$	-	-	0.5	
		$V_R=50V$	-	-	1.0	
		$V_R=75V$	-	-	2.0	
Capacitance between terminals	C_T	$V_R=0V, f=1MHz$	-	20	-	pF
		$V_R=1.0V, f=1MHz$	-	12	-	

Typical Characteristics

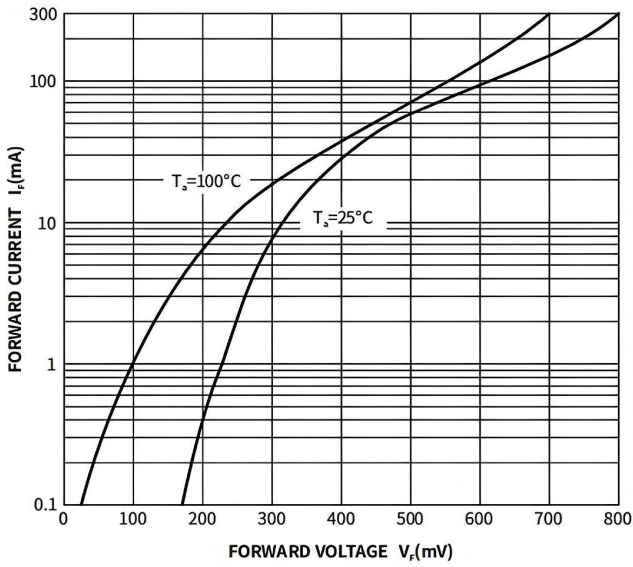


Fig.1 Typical Instantaneous Forward Characteristics

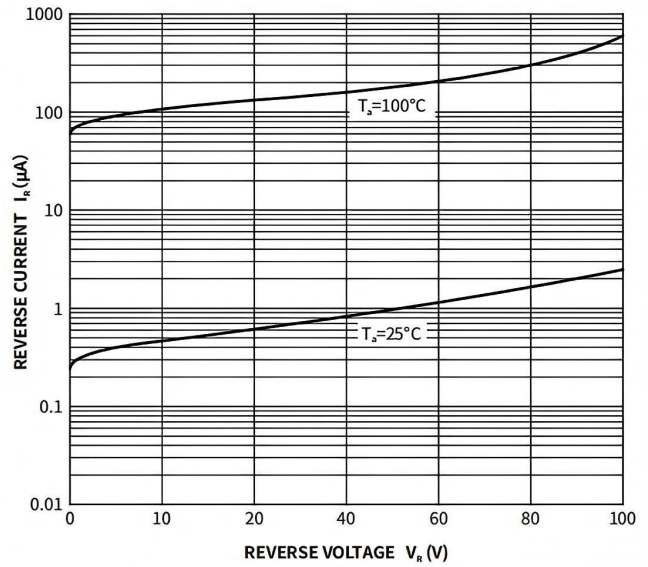


Fig.2 Typical Reverse Characteristics

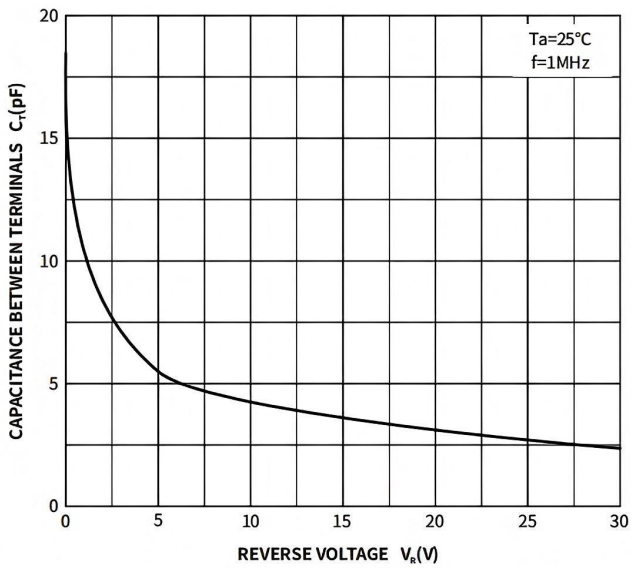


Fig.3 Typical Junction Capacitance

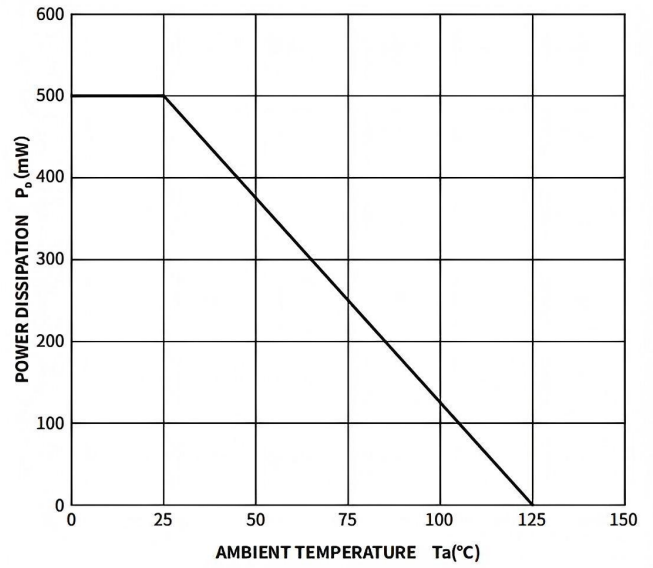
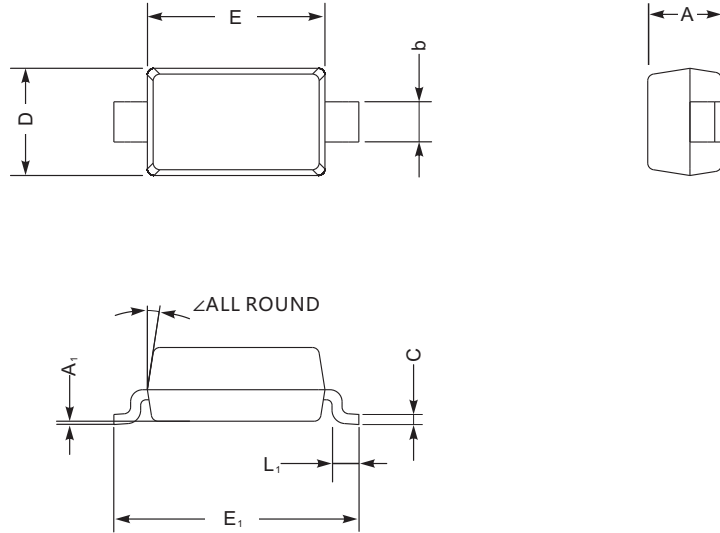


Fig.4 Power Derating Curve

Package Outlines (Units: mm)

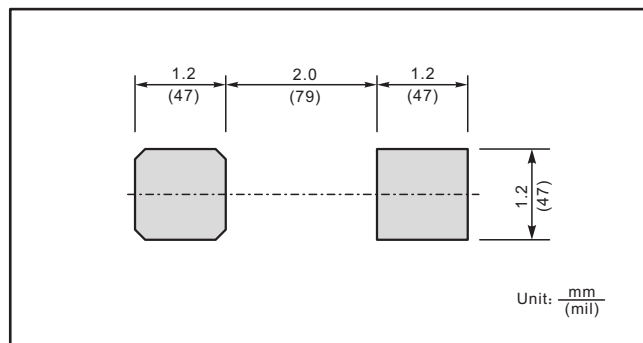
Plastic surface mounted package; 2 leads



SOD-123 mechanical data

UNIT		A	C	D	E	E ₁	L ₁	b	A ₁	∠
mm	max	1.3	0.22	1.8	2.8	3.9	0.45	0.7	0.2	9°
	min	0.9	0.09	1.5	2.5	3.6	0.25	0.5	—	
mil	max	51	8.7	71	110	154	18	28	8	
	min	35	3.5	59	98	142	10	20	—	

The recommended mounting pad size



***Important Usage Information and Disclaimer**

The specifications of Zhuhai Hypersemi Co., Ltd. products are not guarantees of product characteristics. They reflect typical performance expected in standard applications, which may vary with specific uses. Users must conduct prior testing for their applications and make necessary adjustments.

Users are responsible for the safety of applications utilizing our products and must implement adequate safety measures to prevent physical injury, fire, or other risks in case of product failure. It is the user's duty to ensure that application designs comply with all applicable laws and standards. Our products must not be used in any applications where a product failure could reasonably result in personal injury, unless specifically authorized in a signed document by Zhuhai Hypersemi Co., Ltd.

No representations or warranties are made regarding the accuracy or completeness of this information, including any claims of non-infringement of third-party intellectual property rights. Zhuhai Hypersemi Co., Ltd. assumes no liability for any applications or uses of its products and does not grant any licenses to its intellectual property rights or those of others. We also make no claims regarding non-infringement of third-party intellectual property rights that may arise from applications.

Due to technical requirements, our products may contain hazardous substances. For details, please contact your nearest sales office. This document replaces all previous information and may be updated. We reserve the right to make changes.