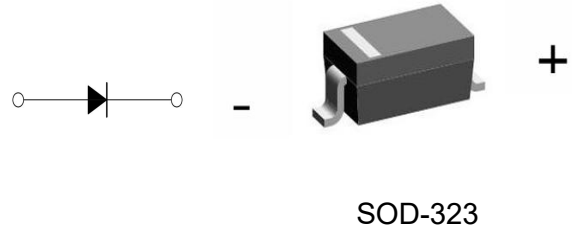


### Schottky Barrier Diode

Parameter	Value	Unit
$V_R$	20~40	V
$I_{F(AV)}$	1.0	A



### Features

- Low Forward Voltage
- Surface Mount device
- For use in low voltage high frequency inverters and polarity protection applications

### Absolute Maximum Ratings (Ta=25°C unless otherwise noted)

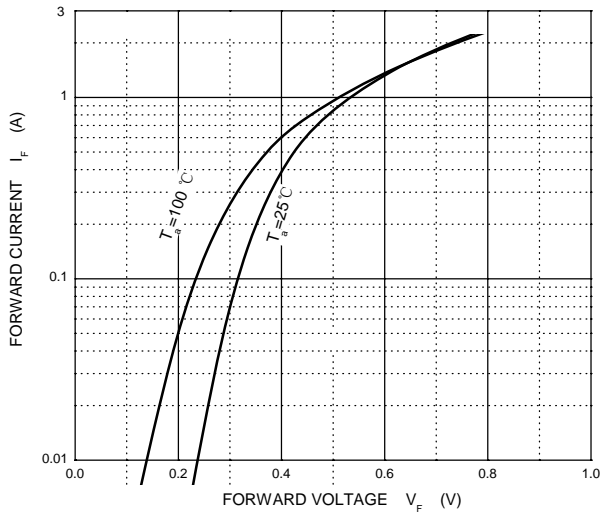
Parameter	Symbol	Value	Unit
Reverse Voltage	1N5817WS	20	V
	1N5818WS	30	
	1N5819WS	40	
Average Forward Rectified Current	$I_{F(AV)}$	1.0	A
Non-Repetitive Peak Forward Surge Current (t = 8.3ms)	$I_{FSM}$	9	A
Power Dissipation	$P_{tot}$	400	mW
Operating Temperature Range	$T_j$	- 55 to + 125	°C
Storage Temperature Range	$T_{stg}$	- 55 to + 125	°C

### Electrical Characteristics (Ta=25°C unless otherwise noted)

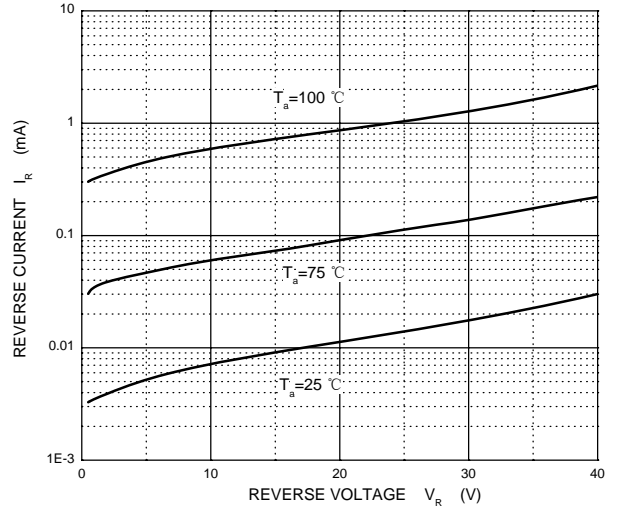
Parameter	Symbol	Min.	Max.	Unit
Reverse Breakdown Voltage at $I_R = 1mA$	1N5817WS	20	-	V
	1N5818WS	30	-	
	1N5819WS	40	-	
Forward Voltage at $I_F = 1A$  at $I_F = 3A$	1N5817WS	-	0.45	V
	1N5818WS	-	0.55	
	1N5819WS	-	0.6	
	1N5817WS	-	0.75	
	1N5818WS	-	0.875	
	1N5819WS	-	0.9	
Reverse Voltage Leakage Current at $V_R = 20V$ at $V_R = 30V$ at $V_R = 40V$	1N5817WS	-	1.0	mA
	1N5818WS	-	1.0	
	1N5819WS	-	1.0	
Total Capacitance at $V_R = 4V, f = 1MHz$	$C_{tot}$	-	120	pF

**Typical Characteristics**

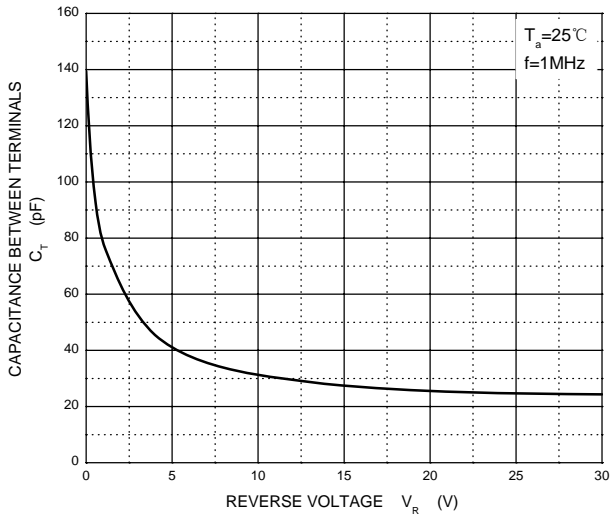
**Fig. 1 Forward Characteristics**



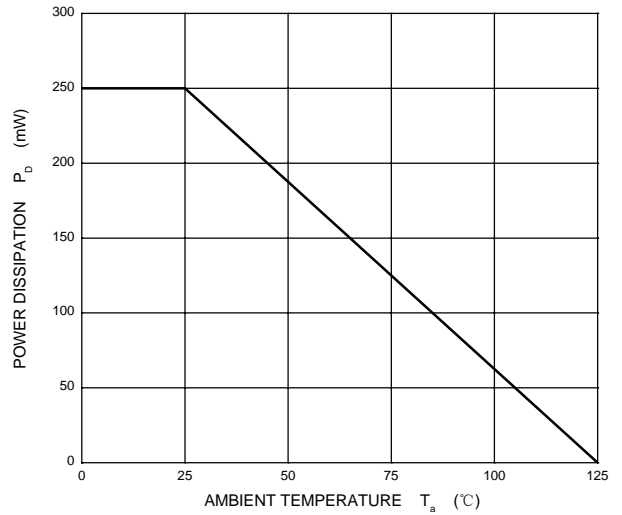
**Fig. 2 Reverse Characteristics**



**Fig. 3 Capacitance Characteristics**

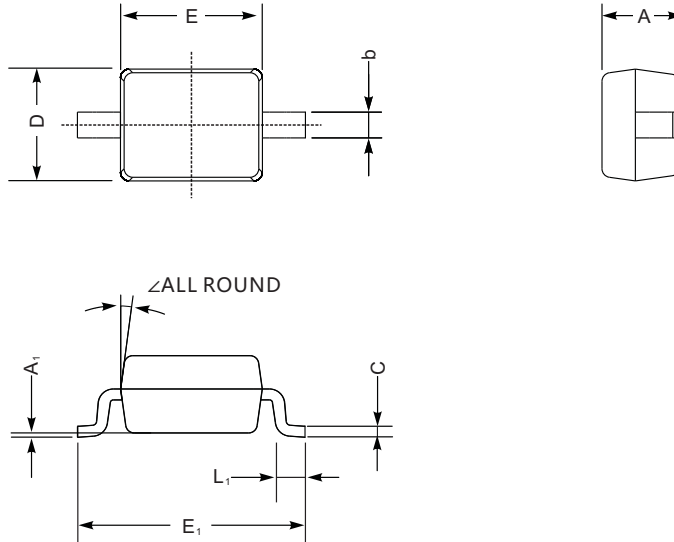


**Fig. 4 Power Derating Curve**



**Package Outlines (Units: mm)**

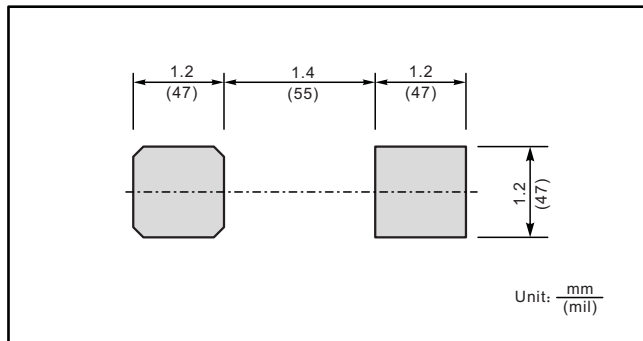
Plastic surface mounted package; 2 leads



SOD-323 mechanical data

UNIT		A	C	D	E	E <sub>1</sub>	b	L <sub>1</sub>	A <sub>1</sub>	∠
mm	max	1.1	0.15	1.4	1.8	2.75	0.4	0.45	0.2	9°
	min	0.8	0.08	1.2	1.4	2.55	0.25	0.2	—	
mil	max	43	5.9	55	70	108	16	16	8	
	min	32	3.1	47	63	100	9.8	7.9	—	

**The recommended mounting pad size**



**Marking**

Type number	Marking code
1N5817WS	SJ
1N5818WS	SK
1N5819WS	SL

**\*Important Usage Information and Disclaimer**

The specifications of Zhuhai Hypersemi Co., Ltd. products are not guarantees of product characteristics. They reflect typical performance expected in standard applications, which may vary with specific uses. Users must conduct prior testing for their applications and make necessary adjustments.

Users are responsible for the safety of applications utilizing our products and must implement adequate safety measures to prevent physical injury, fire, or other risks in case of product failure. It is the user's duty to ensure that application designs comply with all applicable laws and standards. Our products must not be used in any applications where a product failure could reasonably result in personal injury, unless specifically authorized in a signed document by Zhuhai Hypersemi Co., Ltd.

No representations or warranties are made regarding the accuracy or completeness of this information, including any claims of non-infringement of third-party intellectual property rights. Zhuhai Hypersemi Co., Ltd. assumes no liability for any applications or uses of its products and does not grant any licenses to its intellectual property rights or those of others. We also make no claims regarding non-infringement of third-party intellectual property rights that may arise from applications.

Due to technical requirements, our products may contain hazardous substances. For details, please contact your nearest sales office. This document replaces all previous information and may be updated. We reserve the right to make changes.